

## Surgical Masks for Stuffed Animals

**Supplies:** Double fold biased tape  
Scraps of fabric - matching or coordinating color  
Thread

### Cutting Directions:

Small Mask (for heads about the size of a tennis ball or a bit smaller)

Cut: Fabric rectangle 3 x 2 inches

Biased tape: One 15 inch strip

One 4  $\frac{1}{2}$  inch strip

Medium Mask (fits head about 4  $\frac{1}{2}$  inches wide)

Cut: Fabric rectangle 5  $\frac{3}{4}$  x 4 inches

Biased tape: One 24 inch strip

One 7  $\frac{1}{2}$  inch strip

Large Mask (fits head about 6  $\frac{1}{2}$  inches wide)

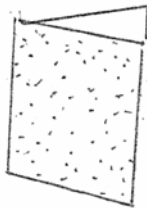
Cut: Fabric rectangle 8  $\frac{1}{2}$  x 6 inches

Biased tape: One 30 inch strip

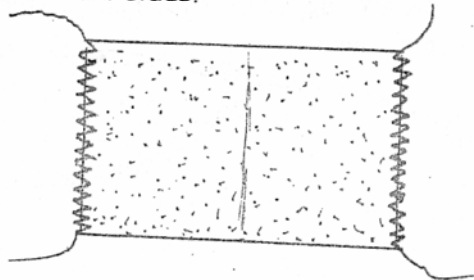
One 11 inch strip

### Sewing Directions:

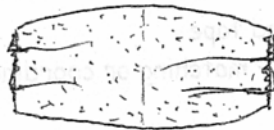
\*Fold the rectangle in half so short sides meet and press to mark center of mask fabric.



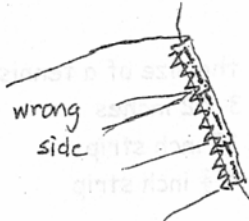
\*Zigzag fabric edge of the two short sides.



\*Gather or pleat the short side of the rectangle to the following size:  
Small - 1  $\frac{1}{4}$  inches      Medium - 2 inches      Large - 3 inches



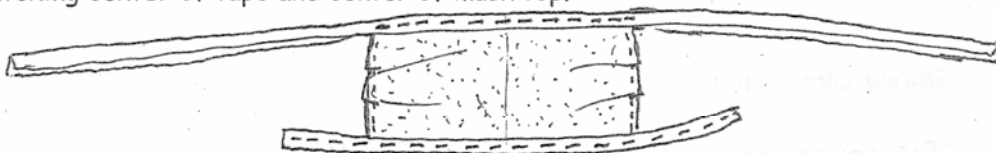
\*Fold each gathered/pleated side under  $\frac{1}{4}$  inch and stitch to hold the pleats/gathers.



\*Insert the lower mask edge into the fold of the SHORTER biased tape, matching center of fabric and center of shorter biased tape strip. Begin sewing at the end of the biased tape to close tape and encase the lower mask inside fold.



\*Insert the upper mask edge into the fold of the LONGER biased tape, matching center of tape and center of mask top.



\*Stitch folded bias tape only on mask top.

\*Pin lower bias tape into upper bias tape and stitch on each side of upper bias all the way to the end.



***Thank you!!***

For additional information or to join Cook Children's Volunteer Stitch-A-Wish program, please contact:

Carol Adams, Cook Children's Volunteer Stitch-A-Wish Coordinator, 817.988.1646;  
[carol.adams@dfwstitchawish.com](mailto:carol.adams@dfwstitchawish.com)

--OR--

Marie Howell, Cook Children's Volunteer Program Manager, 682.885.7452; [marieh@cookchildrens.org](mailto:marieh@cookchildrens.org)